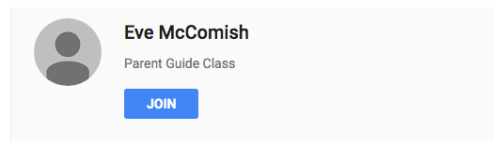


Parent Guide to Google Classroom

Logging into your child's email account-

1. Your child's teacher has set up a virtual classroom and has added your child as a student. Your child will receive an email notification to their school email address from their class teacher. Click on the 'join' button. If you choose to change your child's email password, please be aware that teachers will not be able to access their account if you lose the password. If you choose to change the password, we would advise saving it on your device when the option box appears.

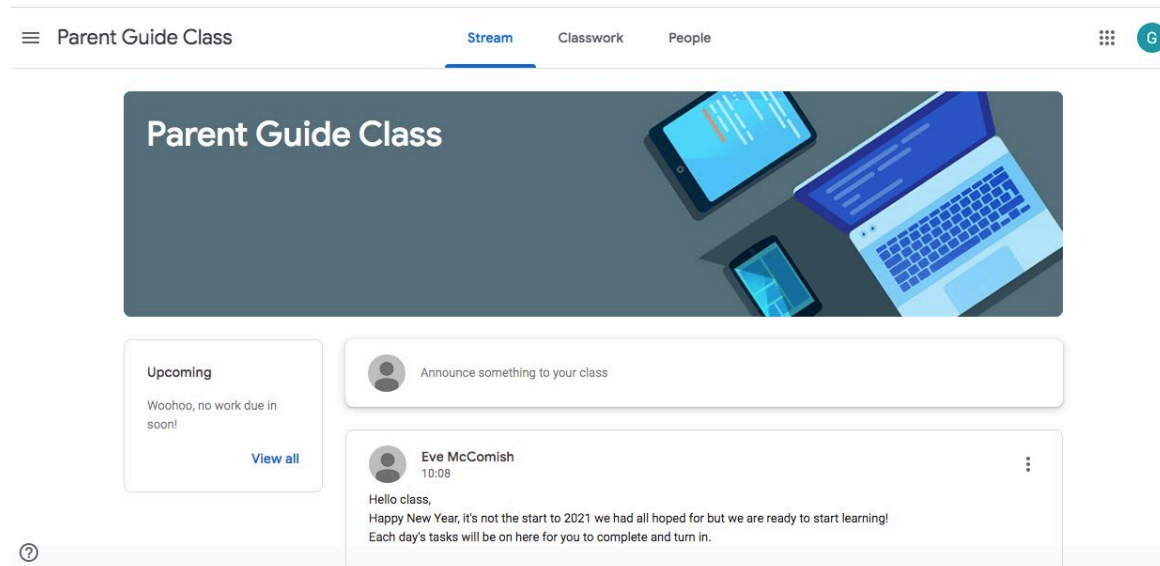


If you accept, your contact information will be shared with the class members and applications that they authorise to use Classroom. [Learn more](#)

If you don't want to receive emails from Classroom, you can [unsubscribe](#).

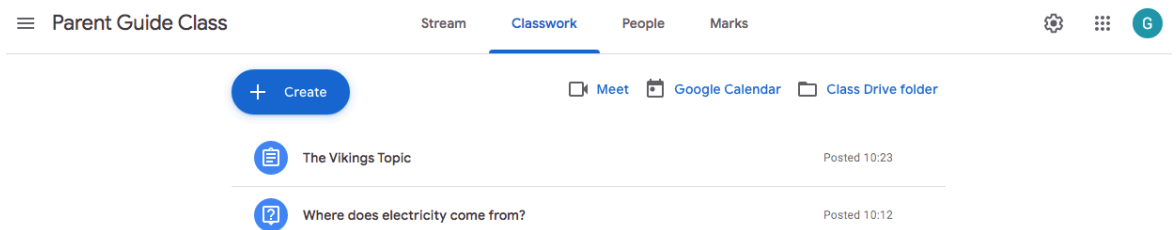
Joining your Google Classroom-

2. Once your child has asked to join the group, they will be directed straight to their classroom. This screen is called the 'stream screen', on here they will see assignments set for the day and a message from your child's class teacher.



Selecting assignments (children's work to be completed)-

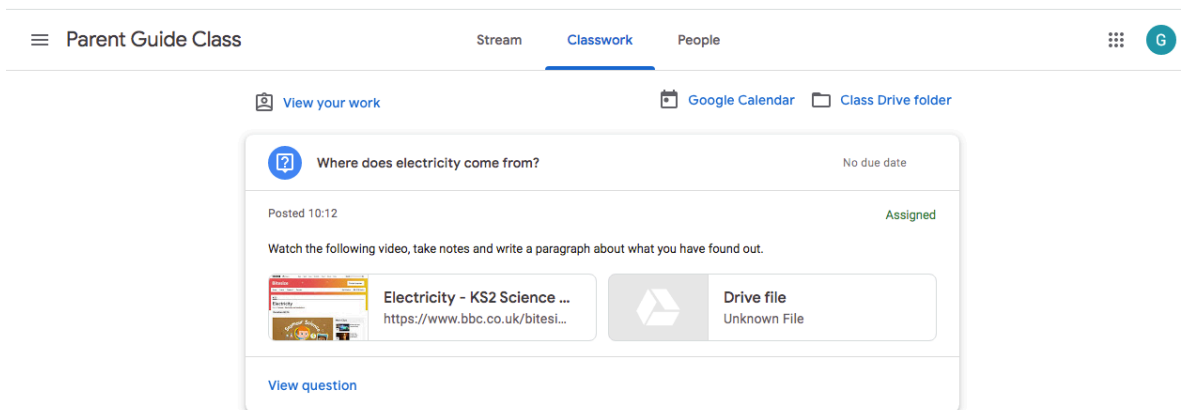
3. On the tab above the heading, select 'Classwork'. Here there will be a list of assignments for your child to complete for the day. Select the work task and the activities in the folder.



4. Once they have selected the work task folder, a drop down box will appear which will include videos, slides and quiz assignments (children's worksheets to complete). Quiz assignments do not need to be printed as answers can be typed straight on to the screen page. Your child may have to click/scroll near where the answer box is indicated to select the answer box.

Assignments are set as documents, quizzes and questions.

Once an assignment folder is opened, you will be able to view the videos/links/slides/worksheets for the children to use to complete the task.



Completing and handing in work-

- The assignment below is set as a question. Your child will need to select view question and type their response on the screen and then click 'hand in'. If the piece of work is an 'assignment' the tab will automatically open a new page where your child can type their answers and at the side of the screen there will be a tab stating either 'turn in/hand in' for the children to select to hand in their completed work. If your child is struggling with a particular activity, there are comment boxes at the bottom that your child can type a message. If your child is wanting to send a private message to their teacher, they need to select private comments. By selecting 'class comments' these comments will be seen by the whole class. The 'private comments' box is also a good communication tool for parents to use to contact their child's class teacher.

Parent Guide Class

Where does electricity come from?

Eve McComish • 10:12 (Edited 10:35)

100 points Due 8 Jan

Watch the following video, take notes and write a paragraph about what you have found out.

Electricity - KS2 Science - B... <https://www.bbc.co.uk/bitesize/...> Drive file
Unknown File

Class comments

Your answer Assigned

I think electricity comes from electric sockets.

Private comments

Checking to see what work has been handed in and what work is still outstanding-

- Once you have 'handed in/turned in' your work, click back onto classwork, this will show that your child's work has been handed in to your child's teacher.

Parent Guide Class Your answer Classmates' answers 6

Where does electricity come from?

Eve McComish • 10:12 (Edited 10:35)

100 points Due 8 Jan

Watch the following video, take notes and write a paragraph about what you have found out.

Electricity - KS2 Science - B... <https://www.bbc.co.uk/bitesize/...> Drive file
Unknown File

Class comments

Your answer Handed in

I think electricity comes from electric sockets.

Private comments

7. By clicking on 'view your work' this tab will show you what work has been completed and handed in and what work is outstanding.
8. At the left hand side of the screen there are three options to view work (assigned, returned and missing). By clicking on each option, your child can view what work is missing/completed/outstanding.

	The Vikings Topic	No due date	Assigned
All	Where does electricity come from?	8 Jan	Handed in
Assigned			
Returned			
Missing			

Marking of your child's work and feedback-

Your child's work will be marked and commented on by the teacher daily. Your child will receive an email notification comment to inform them that their work has been marked. All comments on pieces of work are private. Any public comments on the 'stream screen' and 'class comments' will be seen by all.

Where does electricity come from?
 Eve McComish • 10:12 (Edited 10:35)
 100 points Due 8 Jan

Watch the following video, take notes and write a paragraph about what you have found out.

Electricity - KS2 Science - B...
[https://www.bbc.co.uk/bitesize/...](https://www.bbc.co.uk/bitesize/)

Your answer Handed in

I think electricity comes from electric sockets.

See classmates' answers

Reply

Private comments

Add private comment...